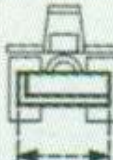

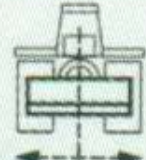










SGK / S												
	mm	Kw - HP	mm mm	Y410 + I408	MF9	n°	mm	Rpm	A	B	C	Kg
115	1130	15 - 20	680 470 390 760	32 + 16	16	3	106	540	870	1300	830	320
130	1280	21 - 30	810 490 390 910	36 + 18	18	3	106	540	870	1450	830	340
140	1380	21 - 30	810 590 390 1040	40 + 20	20	3	106	540	870	1550	830	348
150	1480	25 - 35	900 600 400 1100	40 + 20	20	3	106	540	870	1650	830	356
160	1580	25 - 35	900 700 400 1200	44 + 22	22	3	114,3	540	870	1750	830	370
175	1730	29 - 40	900 850 400 1350	48 + 24	24	3	114,3	540	870	1900	830	390