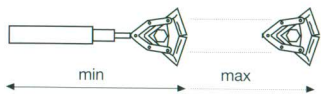





# TF



min

max

2.850 mm

4.850 mm

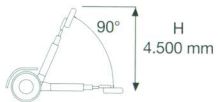


KG

950



60 Hp (44 Kw)



90°

H

4.500 mm

## PTO

540 rpm

